



SALVATION FARMS

Salvation Farms
PO Box 1174
Morrisville, VT 05661
www.salvationfarms.org
802-888-4360

Thanks for your interest in becoming a sustaining donor of Salvation Farms! Our mission to increase the resilience of Vermont's food system is fueled by supporters like you.

1. To become a monthly donor, visit our online donation page, MightyCause, and click on the "Donate" button.

2. Select the "monthly donation" option in the top right corner. Scroll down enter in your own custom amount or select one of the preset donation amounts. You may choose to hide your donation amount by selecting "hide amount from public display."

Optional: If your donation is in honor or memory of someone, please select "Add a dedication" and enter your dedication information. (see screenshot on reverse)

Optional: If you would like to make your donation anonymous, please select "Hide my name from public display. (see screenshot on reverse)

3. Enter your payment information. MightyCause does charge a small processing fee for each donation. If you would like your full donation amount to come directly to Salvation Farms, please select "Cover Fees so Salvation Farms gets my full donation." This means you will pay the processing fee instead of having it withheld from your donation.

4. Click "Pay" to complete the process. You will receive an email from MightyCause acknowledging your donation.

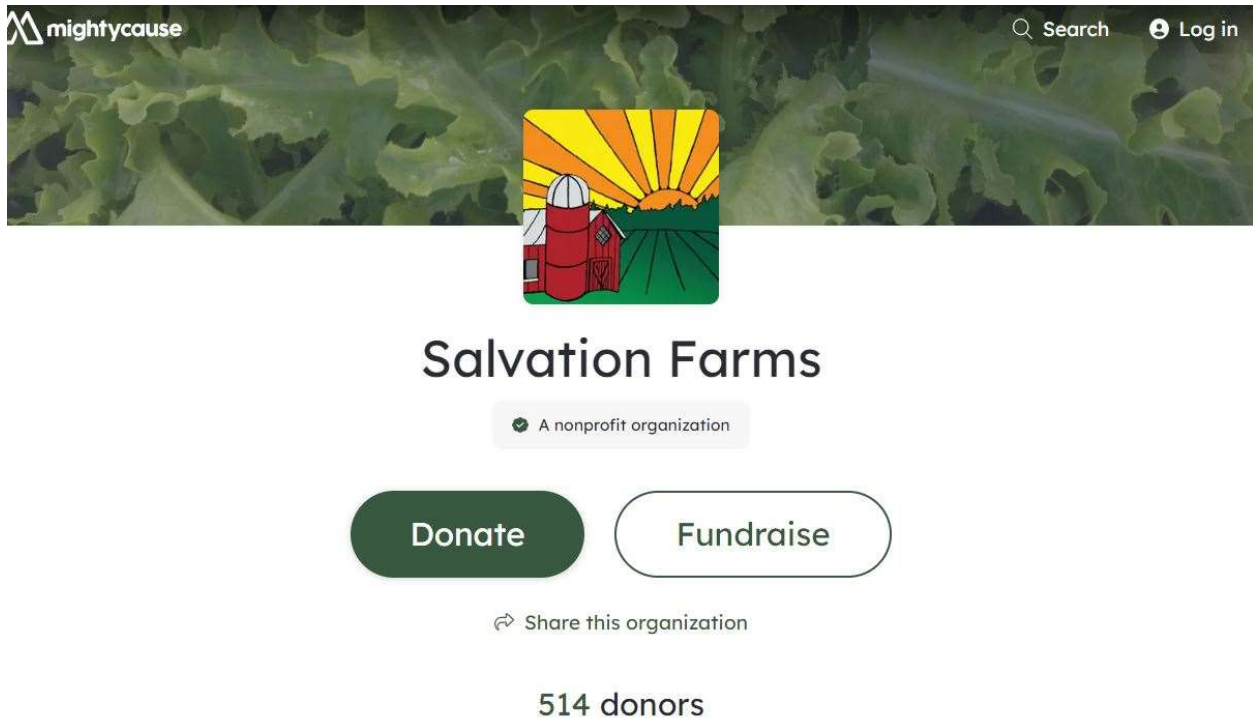
Congratulations on becoming a monthly donor! Salvation Farms will send you an annual acknowledgement letter for all of your donations in January of the following year for tax purposes.

Please be in touch if you have any questions about your donations or this process.

Thank you for sustaining Salvation Farms' vision and work!

Attached below are screenshots for your reference:


Step 1:




Step 2:






This screenshot shows the 'Donate' form for Salvation Farms. The page has a light gray background. At the top left, the word 'Donate' is in a large, bold, black font. Below it, in a smaller font, is the text 'You're making a donation to Salvation Farms'. To the right of this text is a small version of the Salvation Farms profile picture and the text 'ORGANIZATION Salvation Farms' with a green checkmark. The main form area is a white box with rounded corners. Inside, there are two radio buttons for 'One-time donation' and 'Monthly donation', with the 'Monthly donation' button selected. Below these are four buttons for donation amounts: '\$10 /month', '\$25 /month', '\$50 /month', and '\$100 /month'. Below these buttons is a text input field with a dollar sign on the left and '/month' on the right. At the bottom of the form, there is a checkbox labeled 'Hide amount from public display' with a help icon. Below the main form, there is another white box with a checkbox labeled 'Add a dedication to your donation'.

Step 3:


Phone number			
Optional			

First name	Last name	Email
------------	-----------	-------

☐ Hide my name from public display 

Payment method			
Credit card	   	Card number	 MM / YY CVC

Billing address


 Address line 2

City	State Select state
------	-----------------------

Country United States	ZIP / Post code
--------------------------	-----------------

Step 4:

Total
\$0.00

☒ Cover fees so **Salvation Farms** gets my full donation 

Pay \$0.00/month